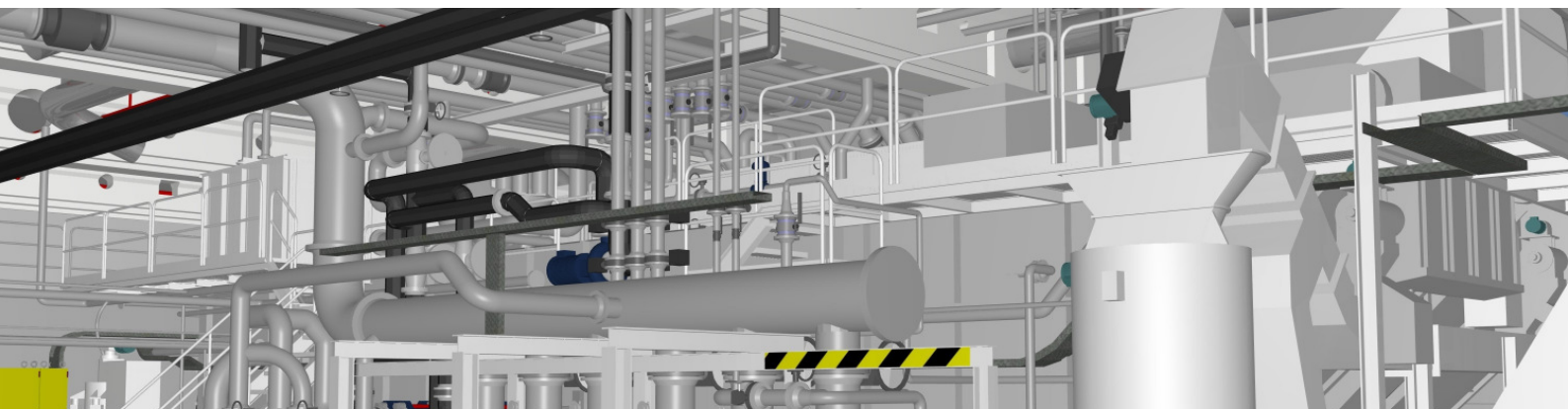


**Semi-annual report
for the reporting period
January 1, to June 30, 2007**

Successful internationalization strategy

Marked increase in projects with international partners
Industry center structure strengthens TRIPLAN competence
Joint venture with Neilsoft Ltd. supports international marketing of software





Key Facts

The most important key facts of the first six months 2007

Balance Sheet (EUR 000)					
	30.06.2007	30.06.2006	+/-	%	31.12.2006
Balance sheet total	20,519	15,429	5,090	32.7	18,768
Total equity	10,802	7,208	3,594	42.5	9,824
Liabilities	8,664	6,728	1,936	38.6	8,597
Payables	6,182	4,574	1,608	41.9	5,307
Equity ratio	52.64	46.72	5.92	12.7	52.3
Cash and cash equivalents	5,562	2,025	3,537	181.0	4,045
Cash Flow (EUR 000)					
	30.06.2007	30.06.2006	+/-	%	31.12.2006
Cash-Flow	1,485	557	928	166.6	2,765
Free Cash-Flow	1,515	406	1,109	n.a.	813
Net Cash provided by operating activities	1,478	357	1,121	n.a.	1,382
Net Cash used in investing activities	23	-267	290	-108.6	-569
Net Cash provided by financial activities	-16	467	-483	n.a.	1,952
Income (EUR 000)					
	30.06.2007	30.06.2006	+/-	%	31.12.2006
Revenues	24,073	18,939	5,134	27.1	40,013
Operating income / loss	1,197	551	646	117.2	1,562
Financial result	247	-18	265	-1,472.2	25
Net income / loss	932	327	605	185.0	1,261
EBITDA	1,517	979	538	55.0	2,528
EBIT	1,197	551	646	117.2	1,562
EBT	1,444	533	911	170.9	1,587
Personel expenses	9,880	9,361	519	5.5	19,110
Number of employees	275	287	-12	-4.2	285



Content

Foreword by the Managing Board	> Page 4
General Conditions	> Page 6
General Economic Conditions	
Engineering	
Technology Services	
In the Reporting Period	> Page 8
Business Development	> Page 9
The Company's Shares	> Page 11
Share Price	
Investor Relations	
Shareholder Structure	
40 Years of TRIPLAN	> Page 13
Semi-Annual Report as of June 30, 2007	> Page 14
Profit and Loss Statement (January 1, - June 30, 2007)	
Profit and Loss Statement (April 1, - June 30, 2007)	
Balance Sheet	
Statement of Changes in the Shareholder's Equity	
Cash Flow Statement	
Segment Report	
After the Reporting Period	> Page 19
Further Information / Financial Statement Oath	> Page 20
Disclaimer	> Page 21
Financial Calendar / Imprint	> Page 22



Foreword by the Managing Board

TRIPLAN closes first six months successfully

Dear Shareholders, Dear Ladies and Gentlemen,

TRIPLAN AG has been active in the market for 40 years now, successfully offering engineering and IT services in an international environment. In this rapidly changing market marked by consolidation processes, we have been offering our customers technically sophisticated services for four decades. The "TRIPLAN" brand is established with our partners and stands for professional and reliable work.



The relevant market environment for the TRIPLAN Group continued to develop well in the reporting period. The market data of both the German chemical industry association VCI and the IT industry association BIT-KOM showed positive developments and continued investment readiness in both segments for the year. These encouraging conditions and the TRIPLAN Group's positioning in the market as an engineering-services provider have supported the company's growth in the first six months of the current business year.

Total operating performance (sales revenue, changes in inventories, other capitalized internal services and other operating income) was EUR 25.091 million as of the reporting date, compared to EUR 19.642 million as of June 30 of the previous year, thus rising by 27.74 percent. With EBIT (earnings before interest and taxes) of EUR 1.197 million (previous year: EUR 551 thousand), the TRIPLAN Group generated net income after minority interest of EUR 932 thousand (previous year: EUR 327 thousand). That corresponds to an earnings per share of EUR 0.10.

The developments of the first half of 2007 confirmed once more the successful implementation and acceptance of the industry-center concept and also TRIPLAN's positioning in the market. As of the reporting date, the TRIPLAN Group was represented in twelve locations in Germany as well as in Switzerland and the Czech Republic.

Our employees are working at 95 percent capacity, commensurate with business developments. As of today, this full capacity utilization appears assured until the end of 2008.



Foreword by the Managing Board

TRIPLAN closes first six months successfully

The business of TREVIS Ingenieure AG, founded in 2006 and headquartered in Basel, Switzerland, is also developing positively, which illustrates the TRIPLAN Group's international orientation as well as its competence and acceptance. The 51-percent-owned TRIPLAN subsidiary is performing well above its targets. TREVIS Ingenieure AG is currently earning an EBIT margin of around 10 percent. There are synergies within the Group between TREVIS AG's consulting business and TRIPLAN's engineering services, which we will continue to develop in the future.

We have also conducted talks with TRIPLAN shareholder BEKO HOLDING AG regarding strategic competence bundling and use of existing synergies. Joint project implementation is planned in the eastern European market. With suitable projects, this will permit us to efficiently bundle the resources of both companies and make targeted use of our strengths.

TRIPLAN's operational developments have also caught the interest of capital market participants. The Group's positive operational developments have resulted in numerous talks with journalists and investors in the small- and mid-cap sector.

Dear Shareholders, Dear Ladies and Gentlemen,

The positive developments in the relevant market environment – in particular the chemical industry, our successful international positioning, and acquired projects let us expect promising developments in the future as well. From today's perspective, we will reach our year's goal of EUR 42 million in total operating performance and EBIT of EUR 2 million.

Walter Nehrbass
Managing Board Chairman

Heinz Braun
Member of the Managing Board



General Conditions

Positive general conditions support TRIPLAN growth

General economic conditions – positive market environment

TRIPLAN Group's performance is influenced by a multitude of national and international factors. These show up in the general economic situation, which could be described as very positive in the first half year.

In this environment, Germany was able to continue to enjoy positive growth rates. Despite a slower rise in gross domestic product (GDP), which dropped from 0.5 percent in the first quarter to 0.3 percent in the second, the signs are good for further positive developments. Declining unemployment and rising income are resulting in increased private consumption. Expanding foreign trade and high investment activity are additional factors supporting this trend. For the calendar year 2007, economic growth of 2.6 percent is forecast for Germany.

Industry environment

With regard to TRIPLAN's customer structure, it is mainly the chemical industry and IT market that influence the company's success.

The German chemical industry was also included in the positive effects of the national and international economic upswing and showed stable growth in the first half of 2007. Overall, the chemical industry was even able to expand its production four percent in the first six months. The industry's total sales revenue rose by eight percent to 83.8 billion euros. Revenue grew equally in Germany and abroad - eight percent in both - whereby the largest share of the total was achieved through exports of EUR 46.7 billion. In Germany, the industry achieved revenues of 37.1 billion euros. Since chemical exports, including the sale of chemical products of other industries and re-exports, rose 12 percent to 64 billion euros, the export business continues to provide significant impulses to the chemical industry.

The good condition of German chemical companies is also reflected in constant employment numbers. The job cuts observed in past years appear to have stopped. The reason for this development is the improved order situation of the companies. Production capacity utilization stands at around 87 percent. As a result, with continued demand, the prerequisites exist for new investment or capacity expansion. For 2007, the German chemical industry association VCI expects an increase in investment of 3 percent to 5.8 billion euros and thus a further increase in machine and plant construction. Accordingly, the current economic situation of the chemical industry can be judged as very positive, and it permits an optimistic outlook for the rest of business year 2007.



General Conditions

Positive general conditions support TRIPLAN growth

IT market

The market for telecommunications and information technology was caught up in a downright euphoria in the first half of 2007. Accordingly, 78 percent of questioned companies expect rising revenues in 2007. The BITKOM industry index rose to 63.5 points for the second quarter of 2007. This is the highest level since the survey in 2001. In particular, the suppliers of software, IT services and digital entertainment electronics are driving the market on. The economic upswing and resulting favorable economic situation have formed the basis for increased company investment in modern information and communications technology.



In the Reporting Period

Milestones of the first six months

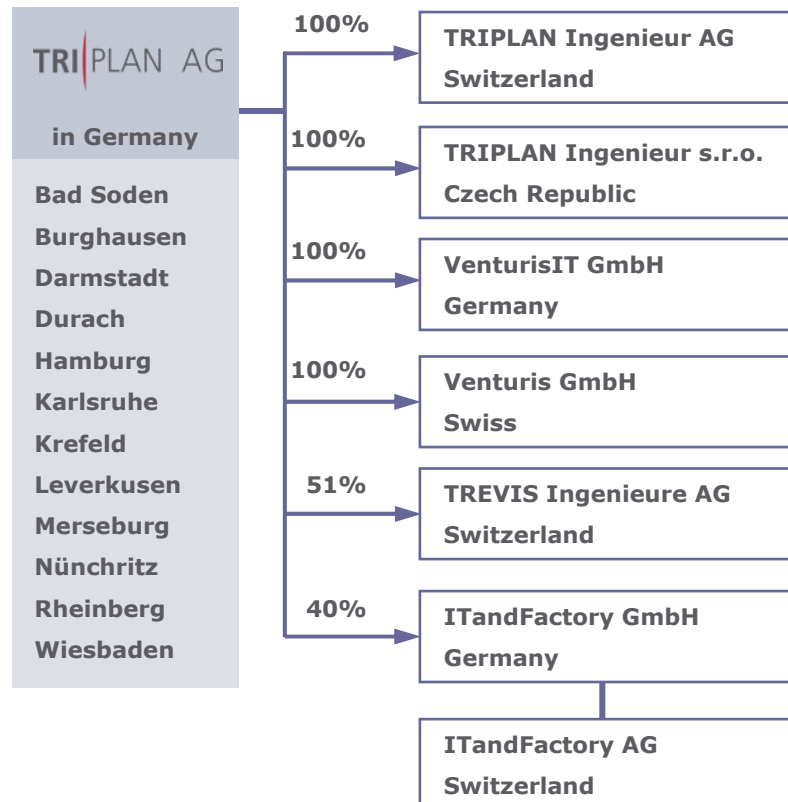
Implemented industry-center concept supports international growth

The industry-center concept implemented by TRIPLAN Engineering continues to gain importance and is well accepted by market participants. The industry center structure provides our customers better access to experts in the areas of chemistry, pharmaceuticals, petrochemicals and refining. This organization structure improves TRIPLAN's standing with customers at the operating level and results in optimization of competencies.

Group structure

TRIPLAN AG is present in Germany with twelve locations. This strong national presence underlines our customer orientation. Following our guiding principle of "Follow the Customer", we are on location with the customer to achieve a maximum of efficiency in project implementation and generate added value for the customer.

Besides Germany, the TRIPLAN Group is also present in Switzerland and the Czech Republic.





Business Development

Financials reflect positive business development

Total operating performance rises 27.74 percent / EBIT and period result improve again

The TRIPLAN Group once again improved its total operating performance. In the reporting period, the Group increased its total operating performance by 27.74 percent, or EUR 5.449 million, from EUR 19.642 million to EUR 25.091 million. The resulting EBIT (earnings before interest and taxes) improved by EUR 646 thousand, from EUR 551 thousand to EUR 1.197 million as of June 30, 2007. Net income after minority interest was EUR 932 thousand, compared to EUR 327 thousand in the previous year.

Engineering: Continued powerful development

The Engineering business segment continued to grow in the first six months of 2007. Total operating performance in the Engineering segment was EUR 22.122 million (previous year EUR 16.720 million) as of the reporting date. This equals an increase of 32.31 percent. The segment result on a pre-tax basis improved by 92.18 percent, or EUR 1.108 million, from EUR 1.202 million to EUR 2.310 million.

Technology Services

Technology Services segment earnings fell due to the joint venture with Neilsoft Ltd. and inclusion of the CADISON and TRICAD Original product areas in the newly founded subsidiary. Earnings dropped by EUR 52 thousand, from EUR 114 thousand to EUR 62 thousand. Here should be noted that, in the future, TRIPLAN AG's 40-percent equity stake in the jointly operated company will participate in the positive business developments from its considerable expansion at the national and international level.

Expenses

Materials costs (also payments for purchased outside services) rose in the reporting period to EUR 10.943 million after EUR 7.081 million in the previous year's period. This equals an increase of 54.54 percent. Personnel costs rose by 5.54 percent, from EUR 9.361 million to EUR 9.880 million. Materials costs are directly related to the expansion of the operating business. With an increase of 5.54 percent, personnel costs remained almost at the previous year's level. This is due to the increased purchase of outside services and divestiture of the product areas of the Technology Services business segment. The sale was effective May 1, 2007.



Business Development

Financials reflect positive business development

Personnel developments

The TRIPLAN Group had 275 employees on the reporting date (previous year: 287). The divestiture of products in the Technology Services business segment, which was integrated into a newly founded 40-percent-owned subsidiary, caused 26 employees to leave the Group.

Equity ratio improves again

TRIPLAN's equity ratio improved by 5.91 percent as of the reporting date, from 46.72 to 52.64 percent.

Payables and receivables

Payables rose by EUR 1.607 million, from EUR 4.575 million to EUR 6.182 million, or 35.13 percent, compared to the previous year's period. Receivables rose by EUR 1.647 million, from EUR 7.017 million to EUR 8.664 million, or 23.47 percent. The increase in payables and receivables is due to the expansion of business operations. The position „deposits received“ also contributed to the increase of the liabilities.

Liquidity

The liquidity situation of TRIPLAN AG has developed extremely positively. Liquidity rose by EUR 3.537 million, from EUR 2.025 million to EUR 5.562 million.

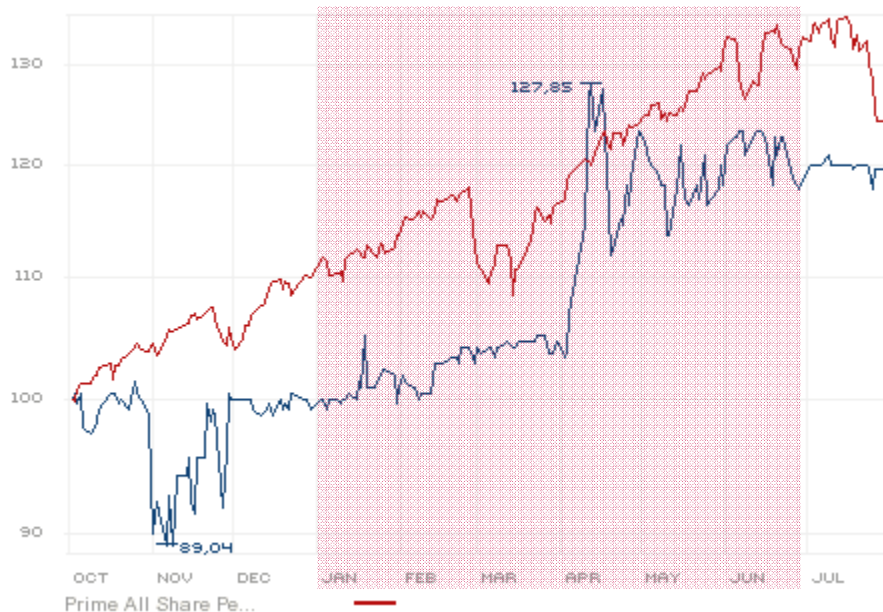


The Company's Shares

Share price reflects economic development

The German stock market developed positively in the first six months of 2007. Both the lead index DAX of Deutsche Börse AG (Frankfurt stock exchange) and the Prime Standard All Share Performance Index, in which TRIPLAN shares are weighted, performed very well, with an increase of 19.85 percent from 6,681.13 to 8,007.32 points, respectively 19.21 percent, from 2,547.44 to 3,036.87 points. Our company's shares kept pace with this performance.

At the start of the year, TRIPLAN stock was traded at EUR 2.19. As of June 29, 2007, the last trading in the reporting period, the company's shares closed at a price of 2.60 euros. That equals an increase of approximately 19 percent in the first six months. Accordingly, TRIPLAN stock moved along with the market trend.



Investor relations

We continued to talk with analysts, investors and representatives of the press in the first half of 2007 to present the attractiveness of our shares. We will continue these talks in the course of the year and build up new contacts. In the second half of 2007, we will again present our company at the German Equity Forum in Frankfurt. Our Internet site www.triplan.com contains a detailed Investor Relations section, which continuously informs investors about current events in the company.

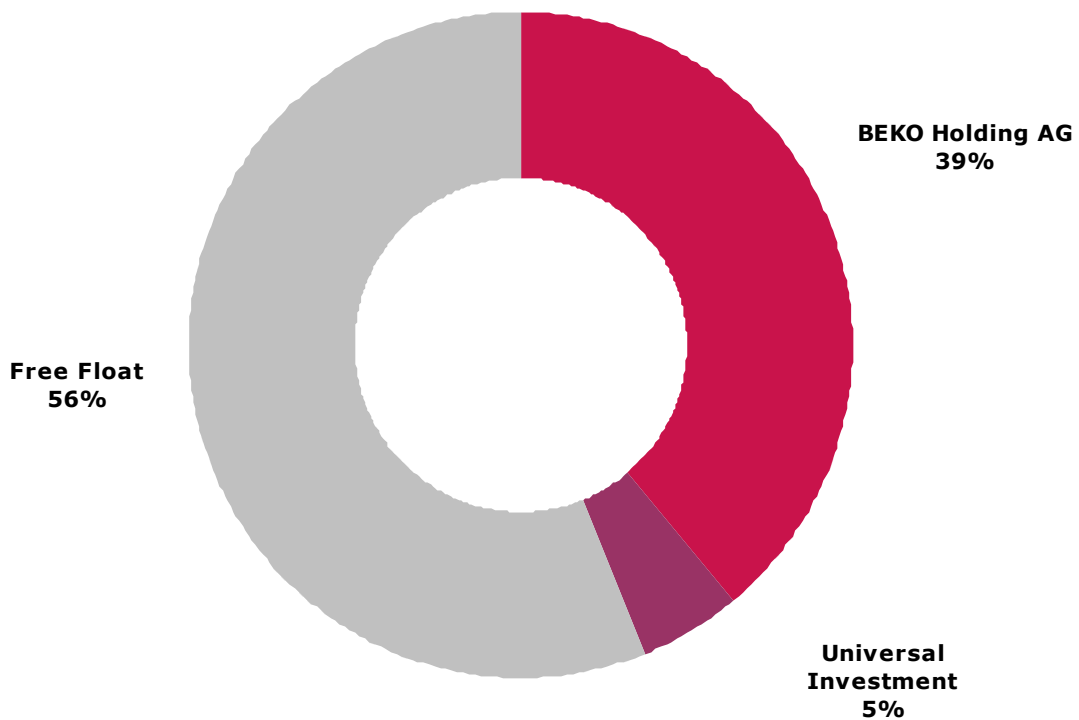


The Company's Shares

Share price reflects economic development

Facts of the TRIPLAN share	TRIPLAN AG	Prime All Share Performance Index
High:	2,80 EUR	3,066.80
Low:	2,17 EUR	2,479.22
Level January 2, 2007	2,19 EUR	2,547.44
Level June 29, 2007	2,60 EUR	3,036.87
Performance:	18,72 percent	19,21 percent
Average traded volumes (since January 2007)	35.741,82 EUR / day	

Shareholder structure as at June 30, 2007





40 Years of TRIPLAN

Focussed on future and growth

40 Years of TRIPLAN

Founded in 1967, TRIPLAN AG has been in the market for 40 years and has positioned itself internationally as a provider of engineering services. We have used our anniversary for an image campaign in the trade press, which has been met with strong interest.

THEMEN-DIALOG:

Triplan feiert 40 Jahre Jubiläum

„Wir können bis 1967 zurückblicken. Und bis 2047 vorausschauen.“

1967 als GmbH
gegründet,
besitzt die
börsennotierte



TRIPLAN AG heute über 40 Jahre Erfahrung als Generalplaner für die Chemie, die Raffinerie, die Pharmazie und die Biotechnologie. „Mit innovativer Kompetenz und vernetzter Leistungsfähigkeit unseres Konzernverbundes betreten wir jetzt eine neue Zukunft“.

(Engineering-Vorstand Walter Nehrbaß)

Innovationen aus der Zukunft:



Mehr Info unter: www.triplan.com



Income Statement of the TRIPLAN-group

Income Statement TRIPLAN-goup January 1, - June 30, 2007 (EUR 000)	30.06.2007	30.06.2006	+/-	%	31.12.2006
Revenues	24,073	18,939	5,134	27.1	40,013
Changes in inventories	560	150	410	273.3	-10
Other capitalized internal services	50	200	-150	-75.0	250
Other operating income	408	353	55	15.6	620
Net Sales	25,091	19,642	5,449	27.7	40,873
Cost of purchased materials and services	10,943	7,081	3,862	54.5	14,795
Personel expenses	9,880	9,361	519	5.5	19,110
Amortization (and impairment) of goodwill, depreciation and amortization	320	427	-107	-25.1	966
Other operating expenses	2,750	2,222	528	23.8	4,440
Operating income / loss (EBIT)	1,197	551	646	117.2	1,562
Financial result	247	-18	265	n.a.	25
Result before income taxes (EBT)	1,444	533	911	170.9	1,587
Income tax	-499	-207	-292	141.1	-326
Net income / net loss	945	327	618	189.0	1,261
Profit shares minority shareholders	14		14		21
Annual surplus pursuant to other shareholder´s profit share	932		932		1,282
Net income per share in EUR (diluted)	0.10	0.04	0.06	150.0	0.15
Net income per share in EUR (undiluted)	0.10	0.04	0.06	150.0	0.14

Income Statement TRIPLAN-group April 1, - June 30, 2007 (EUR 000)	30.06.2007	30.06.2006	+/-	%	31.12.2006
Revenues	10,874	9,202	1,672	18.2	40,013
Changes in inventories	427	-64	491	-767.2	-10
Other capitalized internal services	0	100	-100	-100.0	250
Other operating income	334	70	264	377.1	620
Net Sales	11,635	9,308	2,327	25.0	40,873
Cost of purchased materials and services	4,866	3,295	1,571	47.7	14,795
Personel expenses	4,862	4,653	209	4.5	19,110
Amortization (and impairment) of goodwill, depreciation and amortization	-430	223	-653	-292.8	966
Other operating expenses	1,752	940	812	86.4	4,440
Operating income / loss (EBIT)	582	197	385	195.4	1,562
Financial result	236	-10	246	-2,460.0	25
Result before income taxes (EBT)	818	188	630	335.1	1,587
Income tax	-98	-73	-25	34.2	-326
Net income / net loss	720	114	606	531.6	1,261
Profit shares minority shareholders	7	0	7	n.a.	21
Annual surplus pursuant to other shareholder´s profit share	714	111	0	543.2	1,282
Net income per share in EUR (diluted)	0.08	0.01	0.07	700.0	0.15
Net income per share in EUR (undiluted)	0.08	0.01	0.07	700.0	0.14



Balance Sheet of the TRIPLAN-group as of June 30, 2007

Balance Sheet TRIPLAN-group					ASSETS
EUR 000	30.06.2007	30.06.2006	+/-	%	31.12.2006
A. Non Current Assets					
I. Intangible assets	3,945	4,874	-929	-19.1%	4,654
II. Properties, plant and equipment	531	495	36	7.3%	559
III. Shares in related companies	373	0	373	n.a.	0
IV. deferred taxes	462	437	25	5.8%	493
Total Non Current Assets	5,311	5,806	-495	-8.5%	5,706
B. Current Assets					
I. Inventories	982	581	401	69.0%	420
II. Trade accounts receivable	8,664	7,017	1,647	23.5%	8,597
III. Cash and cash equivalents	5,562	2,025	3,537	174.7%	4,045
Total Current Assets	15,208	9,623	5,585	58.0%	13,062
Total Assets	20,519	15,429	5,090	33.0%	18,768
LIABILITIES AND SHAREHOLDERS' EQUITY					
EUR 000	30.06.2007	30.06.2006	+/-	%	31.12.2006
A. Shareholders' Equity					
I. Share capital	9,564	8,565	999	11.7%	9,564
II. Additional pay-in capital	6,322	5,523	799	14.5%	6,322
III. Foreign currency translation	-72	74	-146	-197.3%	-104
IV. Retained earnings / accumulated loss	-5,067	-6,954	1,887	-27.1%	-5,999
Sum	10,747	7,208	3,539	49.1%	9,783
I. Minority Interest	55	0	55	n.a.	41
Total Shareholders' Equity	10,802	7,208	3,594	49.9%	9,824
B. Non-Current Liabilities					
I. Long-term debt	33	322	-289	-89.8%	54
II. Deferred taxes	617	689	-72	-10.4%	909
III. Pension obligations	408	412	-4	-1.0%	408
IV. Other long-term liabilities	123	28	95	339.3%	0
Total Non-Current Liabilities	1,181	1,451	-270	-18.6%	1,371
C. Current Liabilities					
I. Trade and other payables	6,182	4,575	1,607	35.1%	5,307
II. Short-term-loans	3	166	-163	-98.2%	7
III. Other provisions	2,351	2,029	322	15.9%	2,259
Total Current Liabilities	8,536	6,769	1,767	26.1%	7,573
Total Liabilities and Shareholders' Equity	20,519	15,429	5,090	33.0%	18,768

Statement of changes in the shareholders' equity of the TRIPLAN-group

	Number of shares issued	Sub- scribed capital	Capital reserves	Currency conv. comp items	Consolidated balance Loss / Profit	Minority Interest	Total
		EUR 000	EUR 000	EUR 000	EUR 000	EUR 000	EUR 000
Shareholders' Equity as at 31.12.2005/01.01.2006	8,201,691	8,202	5,366	79	-7,281	0	6,366
Currency translation differences				-183			-183
Non-cash capital increase in January 2006	363,265	363	177				540
Costs of capital increase			-10				-10
Shares from stock option plan	34,900	35					35
Cash capital increase September 2006	691,952	692	830				1,522
Costs of capital increase			-24				-24
Shares from conversion of convertible bonds	272,057	272	-17				255
Minority interests						63	63
Period result					1,282	-21	1,261
							0
Shareholders' Equity as at 31.12.2006	9,563,865	9,564	6,322	-104	-5,999	42	9,825
Shareholders' capital as at 31.12.2006/01.01.2007	9,563,865	9,564	6,322	-104	-5,999	42	9,825
Currency conversion differences				33			33
Minority interests							0
Period result					932	13	945
							0
Shareholders' Equity as at 30.06.2007	9,563,865	9,564	6,322	-71	-5,067	55	10,802

Statement of Changes in the Shareholders' Equity January 1, - June 30, 2007





Cash Flow Statement of the TRIPLAN-group as of June 30, 2007

Increase in liquidity

Cash Flow Statement TRIPLAN-group		
	30.06.2007 EUR 000	30.06.2006 EUR 000
Cash Flows from operating activities		
EBIT	1,197	551
Adjustments for:		
Depreciation and amortization	320	427
Production of own fixed assets capitalized	-50	-200
Gains on asset sales	-1	0
Losses on asset sales	0	0
Increase / decrease in provisions and accruals	0	0
Operation income / loss before changes in net working capital	1,466	778
Changes in inventories	-562	-149
Changes in trade accounts receivable	59	-1,225
Changes in other current assets	-125	176
Changes in trade accounts payable	391	-217
Changes in other current liabilities	327	1,061
Net cash provided by operating activities before income taxes	1,556	424
Interest payable / interest yield	-41	-18
Paid income taxes	-37	-49
Net cash provided by operating activities	<u>1,478</u>	<u>357</u>
Cash Flows from investing activities		
Acquisition of subsidiaries, net of cash acquired	0	0
Acquisition of other financial assets	0	0
Acquisition of intangible assets and property, plant and equipment	-214	-267
Returns from sales of property, plant and equipment	273	0
Cash used for capital spending	<u>23</u>	<u>-267</u>
Cash Flows from financing activities		
Capital increase	0	540
Proceeds from long-term outstanding lendings	0	0
Capital procurement costs before deferred taxes, others	0	-33
Repayment of loans	-16	-40
Cash from financing activities	<u>-16</u>	<u>467</u>
Change of cash and cash equivalents	1,485	557
Change in accumulated exchange rate difference	32	5
Cash and cash equivalents in the beginning of the fiscal year	<u>4,045</u>	<u>1,463</u>
Cash and cash equivalents at the end of the fiscal year	<u>5,562</u>	<u>2,025</u>



Segment Report of the TRIPLAN Gruppe as of June 30, 2007

Dynamic growth-trend in the Engineering segment

Segment Report Engineering					
EUR 000	30.06.07	30.06.06	+/-	in %	31.12.2006
Net sales and other operating income	19,765	16,562	3,203	19.3%	33,443
Revenues from long-term commissioned production	1,788	0	1,788	n.a.	1,111
Changes in inventories	569	158	411	260.1%	30
Production of own fixed assets capitalized	0	0	0	0.0%	-
Costs of purchased materials and services	-10,391	-6,816	-3,575	52.5%	-14,134
Personel expenses	-8,079	-7,435	-644	8.7%	-15,171
Depreciation and amortization	-166	-129	-37	28.7%	-321
Other operating expenses	-1,176	-1,138	-38	3.3%	-2,500
EBITDA	2,476	1,331	1,145	86.0%	2,779
Engineering (EBIT)	2,310	1,202	1,108	92.2%	2,458
Segment Report Technology Services					
EUR 000	30.06.07	30.06.06	+/-	in %	31.12.2006
Net sales and other operating income	2,565	2,465	100	4.1%	5,744
Changes in inventories	-8	-8	0	0.0%	-40
Production of own fixed assets capitalized	50	200	-150	-75.0%	250
Costs of purchased materials and services	-483	-275	-208	75.6%	-798
Personel expenses	-1,242	-1,437	195	-13.6%	-2,830
Depreciation and amortization	-144	-292	148	-50.7%	-609
Other operating expenses	-676	-539	-137	25.4%	-1,079
EBITDA	206	406	-200	-49.3%	1,247
Technology Services (EBIT)	62	114	-52	-45.6%	638
Group					
EUR 000	30.06.07	30.06.06	+/-	in %	31.12.2006
Engineering (EBIT)	2,310	1,202	1,108	92.2%	2,458
Technology Services (EBIT)	62	114	-52	-45.6%	638
Cost of group-administration, others	-1,175	-765	-410	53.6%	-1,534
EBIT-group	1,197	551	646	117.2%	1,562
Financial result	247	-18	265	n.a.	25
EBT	1,444	533	911	170.9%	1,587
Income taxes	-499	-207	-292	141.1%	-326
Net income / loss	945	326	619	189.9%	1,261
Minority interests	14	0	14	n.a.	21
Profit shares for investors	931	326	605	185.6%	1,282



After the Reporting Period

Research about TRIPLAN AG - Price target 2.90 EUR

Annual General Meeting 2007 – All resolutions passed with 100-percent majority

TRIPLAN AG held its regular Annual General Meeting of Shareholders on July 3, 2007. All agenda items were passed with 100-percent approval. The AGM-report of GSC-Research can be downloaded under www.triplan.com.

SES Research - Solid growth continues

On July 3, 2007, SES Research, an analyst company, published an analysis of TRIPLAN AG with a short-term goal of EUR 2.90. The analysis is available for download on our Internet site www.triplan.com.

TRIPLAN AG a partner in the Kataleuna project

The Shell Group is investing 30 million euros in the Leuna chemical site in Saxony-Anhalt, a production facility for catalysts. TRIPLAN AG has taken on engineering services in the project development. In this major project, TRIPLAN AG was once again able to beat the competition and assist with a major project of a multinational company.



Further Information / Financial Statement Oath

Accounting principles

The interim report follows the international accounting standard IAS 34. The interim financial statements employ the same accounting and valuation assumptions as were used in preparing the 2006 consolidated financial statements.

Amortization of goodwill and other assets

In accordance with IFRS 3, goodwill is no longer amortized starting with business year 2005. With the value impairment test, a write-down may result from the comparison of fair value and book value.

Along with the sale of the CADISON and TRICAD Original product areas to Neilsoft Ltd., long-term assets of EUR 674 thousand were removed from the Group. These disposals correspond to the write-downs on long-term assets carried out in the first quarter of 2007, which had to be placed into a so-called "disposal group" due to the reorganization. In the reporting period, a write-up to the original value was recorded, as was the disposal.

Equity participation in associated companies

The product areas CADISON and TRICAD Original as well as the equity participation in ITandFactory AG, Switzerland, were transferred into ITandFactory GmbH based on the purchase contract of 18 April 2007. With this purchase contract, Neilsoft Ltd. acquired 60% of ITandFactory GmbH. The remaining 40% is held by the TRIPLAN Group, in particular TRIPLAN AG. ITandFactory GmbH is managed jointly by Neilsoft Ltd. and TRIPLAN AG in a partnerlike manner.

Other long-term liabilities

Other long-term liabilities are obligations from leasing contracts. Due to the stipulations of IFRS/IAS, these leasing contracts are valued as financial leases. As a result, the leased items are recorded in the company's long-term assets. A liability is also recorded as an offsetting item. The leasing installment is divided into an interest and a principal component, which are recorded as an expense and reduction of the liability, respectively. Capitalized goods are written off over their useful lives.

Financial statement oath

We certify, to the best of our knowledge, that the interim consolidated financial statements fairly present, in all material respects, the net worth and financial condition and results of operations of the Group, in accordance with the applicable accounting principles for interim reporting, and that the interim consolidated management report presents the business developments, including the results of operations and condition of the Group, in a manner that corresponds to the actual circumstances and describes the material risks and opportunities of the Group's expected developments during the rest of the business year.



Disclaimer

This report contains future-oriented statements that reflect the current views of TRIPLAN's management regarding future events. Every statement in this report that reflects intentions, assumptions, expectations or predictions, as well as the assumptions on which they are based, is such a future-oriented statement. These statements are based on plans, estimates and forecasts currently available to TRIPLAN's management. They therefore only apply to the day on which they are made. By their nature, future-oriented statements are subject to risks and uncertainty factors that can result in actual developments deviating considerably from the future-oriented statements or the events implicitly expressed in them. TRIPLAN is not obligated, nor does it intend, to update such statements in view of new information or future events.



Financial Calendar / Imprint

Financial Calendar

Analyst Conference (Deutsches Eigenkapitalforum)

November 14, 2007

Nine-months-report 2007 / Conference Call

November 22, 2007

Imprint

TRIPLAN AG

Auf der Krautweide 32

D-65812 Bad Soden

Telefon: +49 / (0) 61 96 / 60 92 -0

Fax: +49 / (0) 61 96 / 60 92 -203

www.triplan.com

info@triplan.com

Registergericht: Amtsgericht Königstein

HRB: 5174

Vorstand: Walter Nehrbaß, Heinz Braun

Conception / Content:

TRIPLAN AG

Investor Relations

Arno Hausburg

E-Mail: arno.hausburg@triplan.com