

Index

3	Foreword by the Managing Board
5	Key Figures
5	Financial Ratios TRIPLAN Group
6	In the Reporting Period
6	Important Events
7	General Conditions
7	Economic and Industry Environment
8	Business developments
9	Business Growth in the TRIPLAN Group
10	Investor Relations
10	The Share
11	Chart
12	Events after the reporting date
12	Important Events after the End of the Reporting Period
13	Outlook
14	Quarterly Report
14	Income Statement (2nd quarter)
15	Income Statement (1st half)
16	Balance Sheet TRIPLAN Group
17	Development of Shareholders` Equity TRIPLAN Group
18	Cash Flow Statement TRIPLAN Group
19	Key Figures by Business Area TRIPLAN Group
20	Other Information
20	Accounting Principles
21	Legal Remarks
22	Financial Calendar
22	Imprint

Foreword by the Managing Board

Dear Shareholders,

Dear Madam or Sir,

We are happy to present to you the third positive report in a row. We were able to continue the upward trend that has existed since the start of the year.

In the third quarter, TRIPLAN was able to expand further, especially in the German-speaking countries outside Germany. As part of the strategic alignment in Switzerland, TRIPLAN AG acquired 51.00 percent of TREVIS Ingenieure AG, headquartered in Basel. The company was established on July 21, 2006, and began operations in September. TREVIS AG provides special engineering services with a focus on processing technology, safety, economic analyses, environmental protection and permit management. The company's services portfolio is rounded out by its function as an expert evaluator in the above areas. With establishment of the company, TRIPLAN AG has continued to carry out its growth concept in higher-margin engineering services markets. The TRIPLAN subsidiary is managed by a very experienced engineer who previously served in management positions in international corporations and, in addition to outstanding industry expertise, has excellent contacts to potential customers.

Further, TRIPLAN AG conducted a capital increase of EUR 691,952 in the third quarter. The capital increase was completely placed with existing investors, with exclusion of subscription rights. TRIPLAN AG generated gross proceeds from the issue of EUR 1.5 million, which will be used to expand the strategic and international project business in the engineering area. BEKO HOLDING AG, with headquarters in Austria, raised its previous share in TRIPLAN AG to around 27 percent in the capital increase and is thus the largest individual investor in TRIPLAN AG.

We have achieved our goals step-by-step in the current business year. The strategic alignment and positioning in the international engineering market has raised TRIPLAN's degree of recognition, improved its image and strengthened its competitive presence.

Foreword by the Managing Board

This positive development is also reflected in the key financial numbers. For example, the company was able to increase its total operating performance markedly in the first nine months of fiscal year 2006. Total operating performance rose by EUR 12.579 million, from EUR 16.950 million to EUR 29.529 million, and so is 74.2 percent above the result of the previous year's period. The Engineering division contributed the largest share of total operating performance with EUR 25.201 million (previous year, EUR 12.636 million).

If the third quarter is looked at in isolation, total operating performance rose by 63.8 percent. This equals a rise in total operating performance of EUR 3.849 million, from EUR 6.037 million to EUR 9.886 million, and is an indicator of the company's healthy business development.

The increase in total operating performance affects the company's balance sheet indicators positively. The company's shareholders' equity equals EUR 9.459 million, or 53.9 percent of total assets. In addition, cash and equivalents on the reporting date grew by EUR 1.577 million, from EUR 1.950 million to EUR 3.527 million. That equals an increase of 80.9 percent.

Dear Shareholders, Dear Ladies and Gentlemen,

We view the company's future development positively and continue to expect that the company's goals for the year will be achieved. These are: total operating performance of EUR 36.0 million and EBIT of EUR 1.4 million.

We are happy about your interest in our company and would like to thank our employees, business and cooperation partners as well as our shareholders for the confidence they have shown.



Walter Nehrbass
Managing Board Chairman



Heinz Braun
Member of the Managing Board

Key Figures

Key Figures TRIPLAN-Group

Balance Sheet

1000 €	30.09.06	30.09.05	+/-	%	31.12.05
Balance sheet total	17,546	10,863	6,683	61.5%	13,690
Total equity	9,459	5,761	3,698	64.2%	6,366
Liabilities	7,716	4,286	3,430	80.0%	5,968
Payables	4,310	2,331	1,979	84.9%	4,158
Equity ratio	53.9%	53.0%	0.9%		46.5%
Cash and cash equivalents	3,527	1,950	1,577	80.9%	1,463
Net debt	3,495	-1,643	1,852	112.7%	-985

Cash Flow

1000 €	30.09.06	30.09.05	+/-	%	31.12.05
Cash flow	2,076	988	1,088	110.1%	453
Free cash flow	550	-585	1,135	n.a.	-1,479
Net cash provided by operating activities	486	-623	1,109	n.a.	121
Net cash used in investing activities	-362	-121	-241	n.a.	-1,600
Net cash provided by financial activities	1,952	1,732	220	12.7%	1,932

Income

1000 €	30.09.06	30.09.05	+/-	%	31.12.05
Revenues	29,529	16,950	12,579	74.2%	26,403
Operating income / loss	1,024	-298	1,322	n.a.	41
Financial result	17	-13	30	n.a.	-23
Net income / loss	735	-424	1,159	n.a.	-265
EBITDA	1,630	203	1,427	703.0%	814
EBIT	1,024	-298	1,322	n.a.	41
EBT	1,042	-311	1,353	n.a.	18
Personnel expenses	14,252	10,096	4,156	41.16%	14,611
Number of employees	286	205	81	40.0%	263

In the reporting period

Capital increase of EUR 691,952 - Capital increase strengthens growth

The Managing Board of TRIPLAN AG, with the agreement of the Supervisory Board, announced on 1 September 2006 the resolution to increase authorized capital by EUR 691,952 to EUR 9,256,908. The capital increase was successfully placed with existing investors at the price of EUR 2.20 per share. The gross proceeds from the issue of EUR 1.5 million will be used to expand the strategic and international project business and finance the revenue growth in the engineering area.

Increase in share capital through convertible bonds and employee stock option plan. Share capital increased to EUR 9,563,865 due to conversion of convertible bonds as well as stock options exercised from the employee stock option plan.

BEKO HOLDING AG increases TRIPLAN investment - Shareholding grows to over 27 percent

The Austrian holding company BEKO Holding AG is expanding its shareholding in TRIPLAN AG under the capital increase. The shares were purchased for strategic reasons and serve to complement the products and services of the BEKO Engineering division of BEKO Engineering & Informatik AG. In addition, there are potential synergies through expansion of the industry spectrum and regions. BEKO Engineering can therefore expand its focus to the pharmaceutical-chemical industry and companies in biotechnology and the food sector. The entire German-language market can be served through the locations of TRIPLAN AG in Germany and Switzerland together with the strong market presence of BEKO Engineering in Austria, with locations in Graz, Klagenfurt, Linz, Salzburg, St. Pölten and Vienna. A particular potential synergy also results in the Czech Republic.

Foundation of TREVIS Ingenieure AG, Switzerland - TRIPLAN AG participates with 51.0 percent

TRIPLAN AG owns 51.0 percent of TREVIS Ingenieure AG, headquartered in Basel. With TREVIS AG, TRIPLAN will continue expansion of the Engineering division's services portfolio in top-technology niche markets.

Acquisitions of major projects - TRIPLAN's capacity utilization secured until 2008

TRIPLAN was able to win projects with total fees of a good EUR 15 million. This ensures that its capacity is utilized into the year 2008.

Industry environment

Industry environment

TRIPLAN is divided into two operating groups: Engineering and Technology Services. While the Engineering division concentrates on providing engineering services for industry partners, the Technology Services division markets IT services and software. In particular, the main business field of the Engineering division, which is TRIPLAN's main revenue producer, requires constant market observation to recognize early development tendencies and trends and continuously adapt company strategies. The association studies of the economic environment, such as those of the Chemical Industry Association and of BITKOM, provide very precise information on the current and future development of the sectors occupied by TRIPLAN.

Both industry associations report positive signals on companies' investment readiness. The positive general conditions are reflected in an increased readiness to invest in optimizing and modernizing existing production facilities and in building new facilities in Germany and abroad.

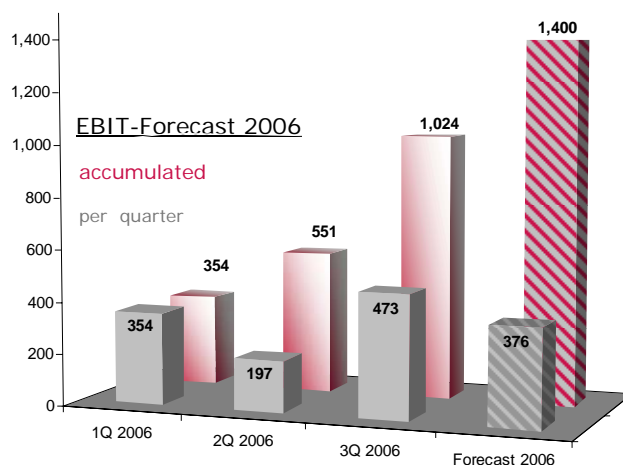
TRIPLAN is optimally positioned for these tasks through its decentralized company structure and the newly established subsidiary TREVIS Ingenieure AG, Basel. Through its local presence, TRIPLAN already works actively with the customer even at the start of an investment project in preparing feasibility studies, cost estimates and profitability calculations. After the investment is approved, TRIPLAN is then one of the favored partners for engineering implementation of the project.

The general economic conditions are also positive for TRIPLAN's second division, ITandFactory (ITF) Technology Services. The market surveys of the IT Association are an indicator for companies' investment readiness. The IT services market remains active.

Business developments

Total operating performance rises 74.2 percent / period result and EBIT improve

The TRIPLAN Group was able to raise its total operating performance in the first nine months of the 2006 business year by EUR 12.579 million, from EUR 16.950 million to EUR 29.529 million. This is an increase of 74.2 percent. The EBIT was EUR 1.024 million, versus EUR -298 thousand for the comparable prior year's period. The resulting net income for the period was EUR 735 thousand, compared to EUR -424 thousand as of 30 September 2005. This equals a growth of EUR 1.159 million in the first nine months of the current business year.



Dynamic development of the Engineering division

The Engineering division has developed dynamically in the third quarter as well and has continued seamlessly the development of the first two quarters. Total operating performance in the Engineering division was EUR 25.201 million in the first nine months (previous year EUR 12.636 million). This is an increase of EUR 12.565 million or 99.4 percent over the previous year's period.

Technology Services division

The Technology Services division suffered a slight decline of EUR 161 thousand, from EUR 4.202 million to EUR 4.041 million. This is a decline of about four percent. But this occurred with an improved EBIT.

Expenses

Materials costs increased in the reporting period to EUR 10.494 million, compared to EUR 4.583 million in the previous year's period. In addition, personnel costs rose to EUR 14.252 million from EUR 10.096 million as of the reporting date in the previous year. That equals an increase of 41.2 percent and is due to expansion of the operating business and the related build-up of human resources, primarily in the core business segment of Engineering.

Business developments

Personnel Development

TRIPLAN had 286 employees in the reporting period, compared to 205 employees in the comparable previous year's period. This is an increase of 81 employees. The increase in the number of employees results both from acquisition of companies and new hires. In the reporting period, 63 employees were gained through acquisitions. In addition, 18 employees (net after departures) were hired. TRIPLAN AG currently employs around 430, including freelance employees

Equity ratio improves again

The equity ratio of TRIPLAN AG improved from 53 percent to a healthy 53.9 percent.

Increase in other provisions

The other provisions of TRIPLAN AG increased by EUR 1.258 million in the first nine months of the current business year. The increase in provisions is mainly due to provisions for vacation, flexible-time bonuses and the customary 13th month's salary.

Payables/receivables

The increase in payables and receivables goes together with the marked expansion of business activities. Payables rose by EUR 1.979 million, from EUR 2.331 million to EUR 4.310 million. This documents the high rates of freelance specialists, who are used in our projects. In the same period, receivables rose by EUR 3.418 million, from EUR 4.032 million to EUR 7.450 million.

Liquidity improves markedly

TRIPLAN also succeeded in markedly improving liquidity in the first nine months of the business year. Cash and equivalents on the reporting date grew by EUR 1.577 million, from EUR 1.950 million to EUR 3.527 million. That equals an increase of 80.9 percent.

Investor Relations/TRIPLAN shares

TRIPLAN AG in dialog with the capital market

For us, capital market communication is a management task. We see the fundamentally open, honest and timely provision of information to capital market participants as a company obligation. We therefore place importance on a continuous information flow. Our investor relations activities do more than focus on the specified disclosure duties. We actively seek out contact with capital market participants. And so we inform our investors by means of our Internet site and through direct contact. We have expanded our investor relations activities in the current business year and regularly present TRIPLAN AG at capital market conferences as well as in individual talks with financial analysts, institutional investors and business journalists. Each year, we also conduct a road show for existing and potential investors to inform them of current events in the TRIPLAN Group. Going beyond the institutional investors, we place just as much value on our private shareholders. We inform them mainly through our in-depth Internet site.

TRIPLAN shares - ISIN DE 0007499303

Looked at for the year, TRIPLAN AG shares have developed outstandingly. From January 2006 to September of this year, the share price rose from EUR 1.60 to EUR 2.20. When the initial price of this year is compared to the share's highest level in August, the result is an increase of 50 percent. The TRIPLAN share also did well compared to the DAX. The Deutsche Aktien Index (DAX) opened in January 2006 with 5,450 points and closed at the end of September with 6,004 points. That equals a performance of 10.2 percent over nine months. The TRIPLAN share beat the DAX in the same time period and achieved a rise of 37.5 percent. The TRIPLAN share's performance percentage was also good compared to the Prime Construction & Engineering Performance Index, but was beaten slightly by the index in the last two weeks of September.

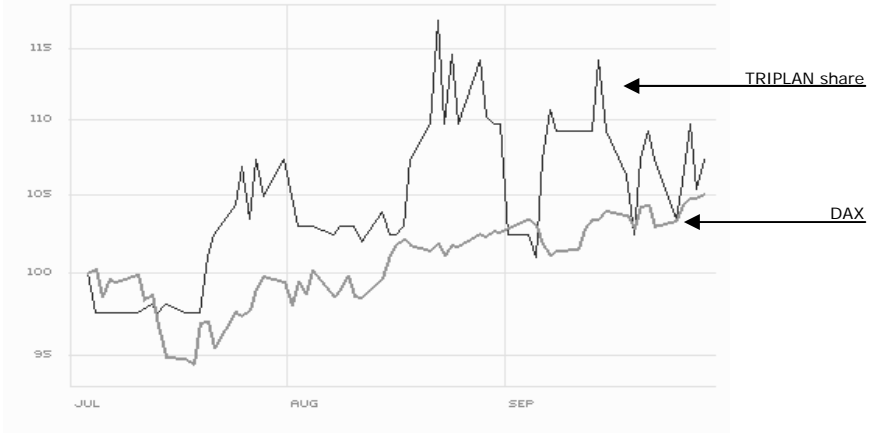
On the following pages, we have graphically depicted the above development in a share chart.

Investor Relations/TRIPLAN shares

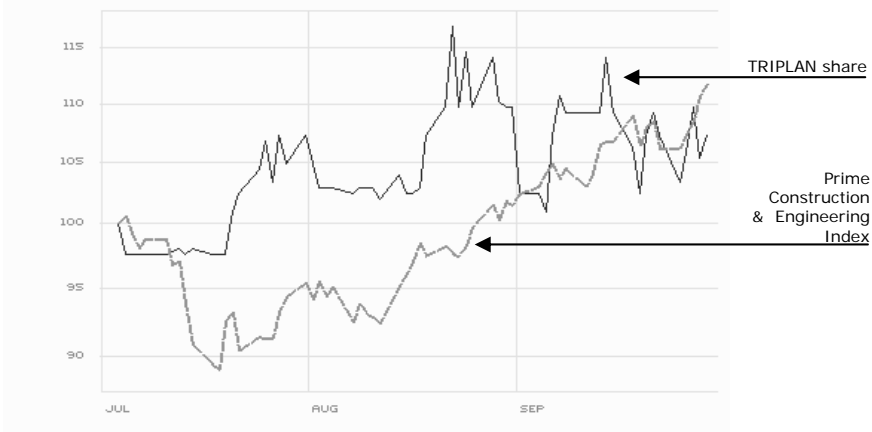
TRIPLAN-share 2006-01-01 - 2006-30-09



TRIPLAN-share vs. DAX 2006-07-01 - 2006-30-09 (ind.)



TRIPLAN-share vs. Prime Constr.&Engineering Index 2006-07-01 - 2006-30-09 (ind.)



Events after the reporting date

Successful acquisition of a project

During the reporting period, TRIPLAN was able to acquire an international project in the petrochemical sector. This shows that the focus of the company's engineering services is increasingly on large companies. In addition, the market acknowledges that TRIPLAN has the experience and know-how to take on large-scale projects.

Convertible bonds largely converted

The convertible bonds issued by TRIPLAN were largely converted into shares in the two conversion windows during the reporting period. The securities deposited were meanwhile replaced by cash deposits.

Outlook 2006

Outlook for 2006

After the successful course of the first nine months of business year 2006 and the positive forecast for the chemical industry, the Managing Board continues to expect that the company will achieve revenues of EUR 36.0 million and an EBIT of 1.4 million.

The important sentiment factors are all positive. The general economic conditions for TRIPLAN's business segments are encouraging. Moreover, there is a positive trend among international companies, which value German engineering services and plan to use TRIPLAN for international projects.

The strategy developed by the Managing Board, which will adapt TRIPLAN structurally for the future, has been successively implemented and already shows marked success. With the current company structure, TRIPLAN is an engineering services provider that is not just successful in international competition but will also set new accents.

Quarterly Report September 30, 2006

Income Statement TRIPLAN-Group July 1, - Sept. 30, 2006

'000 €	30.09.06	30.09.05	+/-	%	31.12.05
Revenues	9,750	5,969	3,781	63.3%	24,620
Changes in inventories	-28	-71	43	n.a.	228
Other capitalized internal services	50	110	-60	n.a.	540
Other operating income	115	29	86	294.5%	1,015
Net Sales	9,886	6,037	3,849	63.8%	26,403
Cost of purchased materials and services	3,413	1,703	1,710	100.4%	7,856
Personnel expenses	4,891	3,399	1,492	43.9%	14,611
Amortization (and impairment) of goodwill					
Depreciation and amortization	178	165	13	7.9%	773
Other operating expenses	931	741	190	25.6%	3,122
Operating Income / Loss	473	28	445	1589.9%	41
Financial result	35	-9	44	n.a.	-23
Result before Income Taxes	508	19	489	2573.7%	18
Income Tax	-100	-60	-41	n.a.	-283
Net income / net loss	408	-41	449	n.a.	-265
Net income per share (EUR) diluted/undiluted	0.05	-0.01	0.06	n.a.	-0,03/-0,04

Quarterly Report September 30, 2006

Income Statement TRIPLAN-Group Jan. 1, - Sept. 30, 2006

'000 €	30.09.06	30.09.05	+/-	%	31.12.05
Revenues	28,689	16,374	12,315	75.2%	24,620
Other operating income	468	230	238	103.5%	1,015
Changes in inventories	122	16	106	662.5%	228
Other capitalized internal services	250	330	-80	-24.2%	540
Net Sales	29,529	16,950	12,579	74.2%	26,403
Cost of purchased materials and services	10,494	4,583	5,911	129.0%	7,856
Personnel expenses	14,252	10,096	4,156	41.2%	14,611
Amortization (and impairment) of goodwill					
Depreciation and amortization	605	500	105	21.0%	773
Other operating expenses	3,153	2,068	1,085	52.5%	3,122
Operating Income / Loss	1,024	-298	1,322	n.a.	41
Financial result	17	-13	30	n.a	-23
Result before Income Taxes	1,042	-311	1,343	n.a	18
Income Tax	-307	-114	-193	169.2%	-283
Net Income / Loss	735	-425	1,160	n.a.	-265
Net income per share (EUR) diluted/undiluted	0.09	-0.05	0.14	n.a.	-0,03/-0,04

Quarterly Report September 30, 2006

Balance Sheet TRIPLAN-Group					Assets
'000 €	30.09.06	30.09.05	+/-	%	31.12.05
A. Non Current Assets					
I. Intangible assets	4,845	3,619	1,226	33.9%	4,961
II. Properties, plant and equipment	499	297	202	68.0%	401
III. Financial assets	0				
IV. Deferred taxes	408	494	-86	-17.4%	464
Total Non Current Assets	5,752	4,410	1,342	30.4%	5,826
B. Current Assets					
I. Inventories	551	217	334	154.0%	433
II. Trade accounts receivable	7,716	4,286	3,430	80.0%	5,968
III. Cash and cash equivalents	3,527	1,950	1,577	80.8%	1,463
Total Current Assets	11,794	6,453	5,341	82.8%	7,864
Total Assets	17,546	10,863	6,683	61.5%	13,690
					Liabilities and Shareholders' Equity
'000 €	30.09.06	30.09.05	+/-	%	31.12.05
A. Shareholders' Equity					
I. Share capital	9,564	7,865	1,699	21.6%	8,202
II. Additional pay-in capital	6,312	5,305	1,007	19.0%	5,366
III. Foreign currency translation	68	31	37	119.4%	79
IV. Retained earnings / accumulated loss	-6,546	-7,440	894	n.a.	-7,281
Sum	9,397	5,761	3,636	63.1%	6,366
I. Minority Interest	62	0	62	n.a.	0
Total Shareholders' Equity	9,459	5,761	3,698	64.2%	6,366
B. Non-Current Liabilities					
I. Long-term debt	32	307	-275	-89.6%	312
II. Deferred taxes	667	669	-2	-0.3%	710
III. Pension obligations	412	418	-6	-1.4%	412
IV. Other long-term-liabilities	31	0	31	n.a.	0
Total Non-Current Liabilities	1,142	1,394	-252	-18.1%	1,434
C. Current Liabilities					
I. Trade and other payables	4,310	2,331	1,979	84.9%	4,158
II. short-term-loans	0	0	0	n.a.	166
III. Other provisions	2,635	1,377	1,258	91.3%	1,566
Total Current Liabilities	6,945	3,708	3,237	87.3%	5,890
Total Liabilities and Shareholders' Equity	17,546	10,863	6,683	61.5%	13,690

Quarterly Report September 30, 2006

Consolidated statement of changes in shareholders equity 1st January 2005 - 30th September 2006

	Number of shares issued	Sub- scribed Capital	Capital reserves	Currency Conv. Comp Items	Consolidated Balance Loss/Profit	Minority Interest	Total
'000 €							
Shareholders Equity as at 31 Dezember 2004/1 January 2005	6,500,000	6,500	5,225	-18	-7,016		4,691
Currency translation differences				97			97
Equity capital ratio of convertible bonds			19				19
Cash capital increase June 2005	649,999	650					650
Cash capital increase August 2005	714,998	715	157				872
Costs of capital increase			-92				-92
Cash capital increase November 2005	336,694	337	101				438
Costs of capital increase			-44				-44
Period result					-265		-265
Shareholders capital as at 31 Dezember 2005	8,201,691	8,202	5,366	79	-7,281	0	6,366
Shareholders capital as at 31 Dezember 2005/1 January 2006	8,201,691	8,202	5,366	79	-7,281		6,366
Currency translation differces				-12			-12
Increase of non-cash capital Januar 2006	363,265	363	177				540
Costs of capital increase			-20				-20
Shares from stock option plan	34,900	35					35
Cash capital increase September 2006	691,952	692	830				1,522
Costs of capital increase			-24				-24
Shares from converting bond	272,057	272	-17				255
Minority interest						62	62
Period result					735		735
							0
Shareholders equity as at 30. June 2006	9,563,865	9,564	6,312	67	-6,546	62	9,459

Quarterly Report September 30, 2006

Cash Flow Statement TRIPLAN-Group

'000 €	30.09.06	30.09.05	31.12.05
Cash Flows from Operating Activities			
Result before income taxes	1,042	-311	18
Adjustment for:			
Depreciation and amortization	605	500	773
Production of own fixed assets capitalized	-250	-330	-540
Gains on asset sales	0	0	-2
Losses on asset sales	0	0	21
Increase / decrease in provisions and accruals	0	0	5
Operating Income / Loss before Changes in Net Working Capital	1,397	-141	265
Changes in inventories	-119	-15	-230
Changes in trade accounts receivable	-1,946	-465	-1,967
Changes in other current assets	198	-137	-326
Changes in trade accounts payable	-78	-402	1,316
Changes in other current liabilities	1,098	575	1,226
Net Cash provided by Operating Activities before Income Taxes	550	-585	284
Paid income taxes	-64	-38	-163
Net Cash provided by Operating Activities	486	-623	121
Cash Flows from Investing Activities			
Acquisition of subsidiaries, net of cash acquired	0	0	-404
Purchase of properties, plant and equipment	-364	-143	-1,227
Proceeds of properties, plant and equipment	2	22	31
Net Cash used in Investing Activities	-362	-121	-1,600
Cash Flow from Financing Activities			
Proceeds from issuance of share capital	2,062	1,522	1,960
Proceeds from long-term borrowings	0	300	300
Cost of capital increases before deferred tax, others	-57	-90	-265
Retirement of loans	-53	0	-63
Net Cash provided by Financing Activities	1,952	1,732	1,932
Net Changes in Cash and Cash Equivalents	2,076	988	453
Net effect of currency translation in cash and cash equivalents	-12	49	97
Cash and cash equivalents at beginning of the period	1,463	913	913
Cash and Cash Equivalents at End of the Period	3,527	1,950	1,463

Quarterly Report September 30, 2006

Key Figures by Business Area

Engineering

´000 €	30.09.06	30.09.05	+/-	%	31.12.05
Net sales and other operating income	25,047	12,639	12,408	98.2%	19,697
Changes in inventories	154	-3	157	-5233.3%	192
Production of own fixed assets capitalized	0	0	0	0.0%	0
Cost of purchased materials and services	-10,008	-4,058	-5,950	146.6%	-6,996
Personnel expenses	-11,304	-7,465	-3,839	51.4%	-11,290
Depreciation and amortization	-209	-87	-122	140.2%	-160
Other operating expenses	-1,769	-740	-1,029	139.1%	-1,056
EBITDA	2,120	373	1,747	468.4%	547
Engineering (EBIT)	1,911	286	1,625	568.2%	387

Information Technology

´000 €	30.09.06	30.09.05	+/-	%	31.12.05
Net Sales and other operating income	3,824	3,853	-29	-0.8%	5,346
Changes in inventories	-33	19	-52	n.a.	36
Production of own fixed assets capitalized	250	330	-80	-24.2%	540
Cost of purchased materials and services	-512	-525	13	-2.5%	-860
Personnel expenses	-2,097	-2,238	141	-6.3%	-2,867
Depreciation and amortization	-384	-401	17	-4.2%	-554
Other operating expenses	-766	-791	25	-3.2%	-1,005
EBITDA	666	648	18	2.8%	1,189
Information Technology (EBIT)	282	247	35	14.2%	635

Group

´000 €	30.09.06	30.09.05	+/-	%	31.12.05
Engineering (EBIT)	1,911	286	1,625	568.2%	387
Information Technology (EBIT)	282	247	35	14.2%	635
Cost of group-administration, others	-1,168	-830	-338	40.7%	-981
EBIT Group	1,024	-297	1,321	n.a.	41
Financial result	17	-13	30	n.a.	-23
EBT	1,042	-310	1,352	n.a.	18
Incomes taxes	-307	-114	-193	n.a.	-283
Net income / loss	735	-424	1,159	n.a.	-265

Additional explanations

Accounting principles

The interim report follows the international accounting standard IAS 34. The interim financial statements employ the same accounting and valuation assumptions as were used in preparing the 2005 consolidated financial statements.

Amortization of goodwill

In accordance with IFRS 3, goodwill is no longer amortized, starting with business year 2005. With the value impairment test, a write-down may result from the comparison between fair value and book value.

Employee stock option plan

An employee stock option plan was used in the reporting period. This involved 34,900 shares, which could be purchased at a price of EUR 2.10. The stock option plan contributes to employees' identification with the company: It should additionally be seen as a compensation bonus.

Conversion of convertible bonds

In addition, a rotational conversion and a special conversion were conducted on the convertible bonds issued in 2005. A total of 272,057 convertible bonds were converted in the ratio 1:1 into no-par bearer share certificates of TRIPLAN AG. The shares have all rights from the time of conversion. Notwithstanding this, they will not be entered into the Commercial Register until January of the following year.

Other long-term liabilities

The other long-term liabilities are obligations from leasing contracts. Due to the stipulations of IFRS/IAS, these leasing contracts are valued as financial leases. As a result, the leased equipment is recorded in the company's assets, while a contra item is formed on the liabilities side. The leasing installment is divided into an interest and a principal component, which are recorded as an expense or reduction of the liability. The capitalized goods are written off over their useful lives.

Additional explanations

Merger of the ItDL Ingenieurtechnische Dienstleistungen GmbH

In the reporting period, ItDL Ingenieurtechnische Dienstleistungen GmbH (ItDL) was merged retroactively into TRIPLAN AG effective 1 January 2006. The merger took place at book values (as of 31 December 2006), which created a goodwill balance in TRIPLAN AG. ItDL was removed from consolidation during the reporting period, and the goodwill arising in the initial consolidation was eliminated.

Accounting for TREVIS Ingenieure AG

As already reported, TREVIS Ingenieure AG has been established. TRIPLAN AG participates in the company with 51.0 percent. TREVIS AG, in accordance with the stipulations of IFRS 3, will be included in the consolidated financial statements as of the time it commences business activities and will be accounted for and fully consolidated according to the acquisition method. This results in disclosure of minority interest in the consolidated financial statements.

Legal remarks

This report contains future-oriented statements that reflect the current views of TRIPLAN's management regarding future events. Every statement in this report that reflects intentions, assumptions, expectations or predictions, as well as the assumptions on which they are based, is such a future-oriented statement. These statements are based on plans, estimates and forecasts currently available to TRIPLAN's management. They therefore only apply to the day on which they are made. By their nature, future-oriented statements are subject to risks and uncertainty factors that can result in actual developments deviating considerably from the future-oriented statements or the events implicitly expressed in them. TRIPLAN is not obligated, nor does it intend, to update such statements in view of new information or future events.

Finanzkalender / Impressum

Financial Calendar

November 27, 2006

Analyst Conference (Dt. Eigenkapitalforum)

August 23, 2007

Mid Term Report 2007
Conference Call Q2 2007

March 30, 2007

Annual Report 2006
Conference Call Annual Report 2006

November 22, 2007

Quarterly Report Q3 2007
Conference Call Q3 2007

May 24, 2007

Quarterly Report Q1 2007
Conference Call Q1 2007

Autumn 2007

Analyst Conference

July 4, 2007

Annual General Meeting

Imprint

Publisher

TRIPLAN AG
Auf der Krautweide 32
65812 Bad Soden

Tel: +49-(0)6196-60 92-0
Fax: +49-(0)6196-60 92-203
info@triplan.com
www.triplan.com

Register Court: Amtsgericht Königstein
HRB: 5174

Board of Management

Walter Nehrbaß, Heinz Braun

Concept and Content / Investor Relations

Arno Hausburg
Tel: +49-(0)6196-60 92-0
Fax: +49-(0)6196-60 92-203
arno.hausburg@triplan.com
www.triplan.com